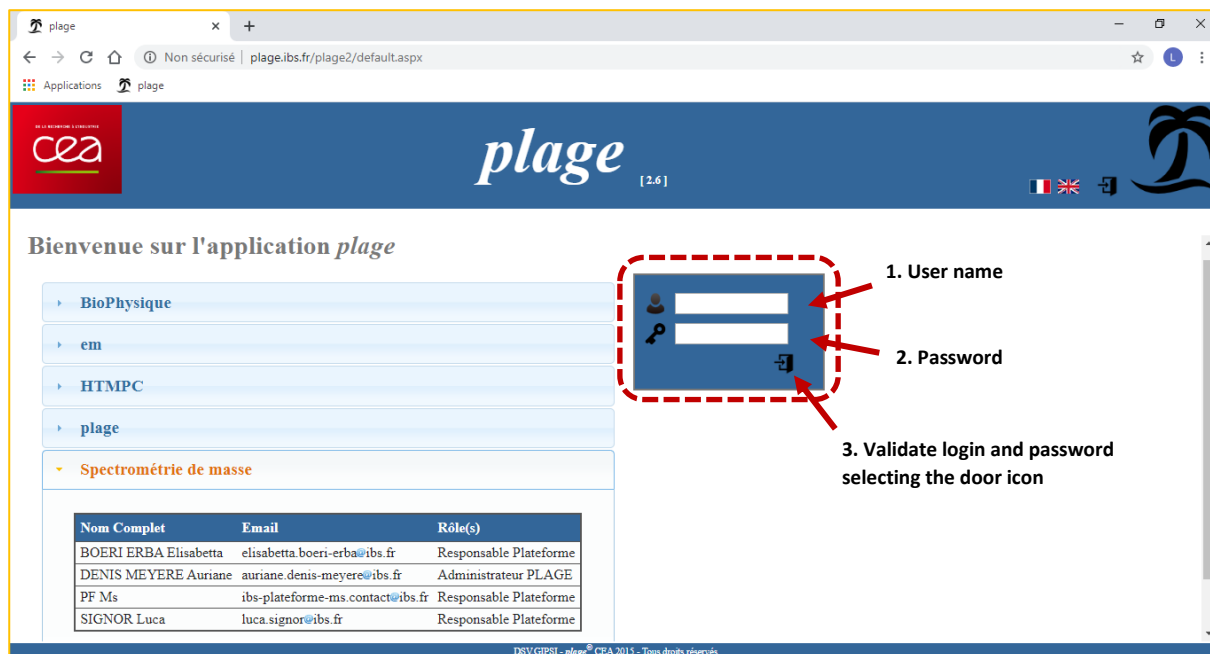


You received a PLAGÉ email announcing the end of the MS analysis you asked for, in order to enter the web-interface PLAGÉ 2.6 and get the analysis report, please follow the instructions below:

1. Login in PLAGÉ 2.6:

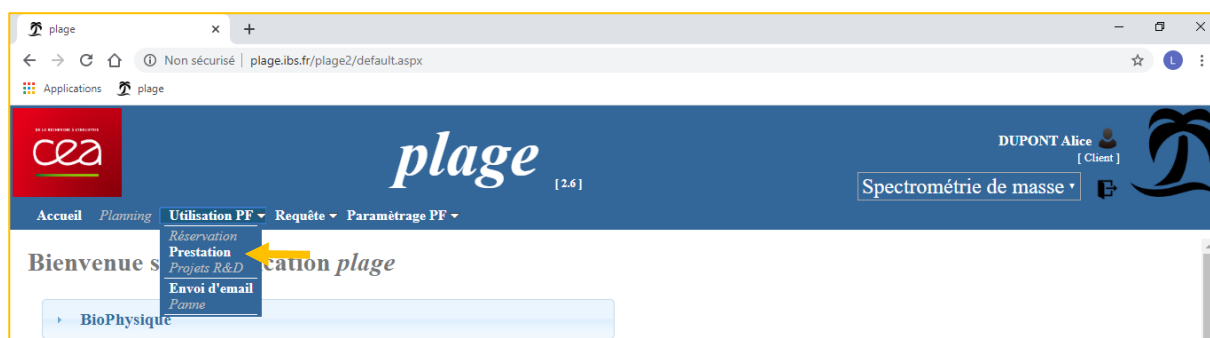
(login and password are the same as the ones used for your session on IBS domain)

- link : <http://plage.ibs.fr/plage2/>



2. Access to the analysis interface:

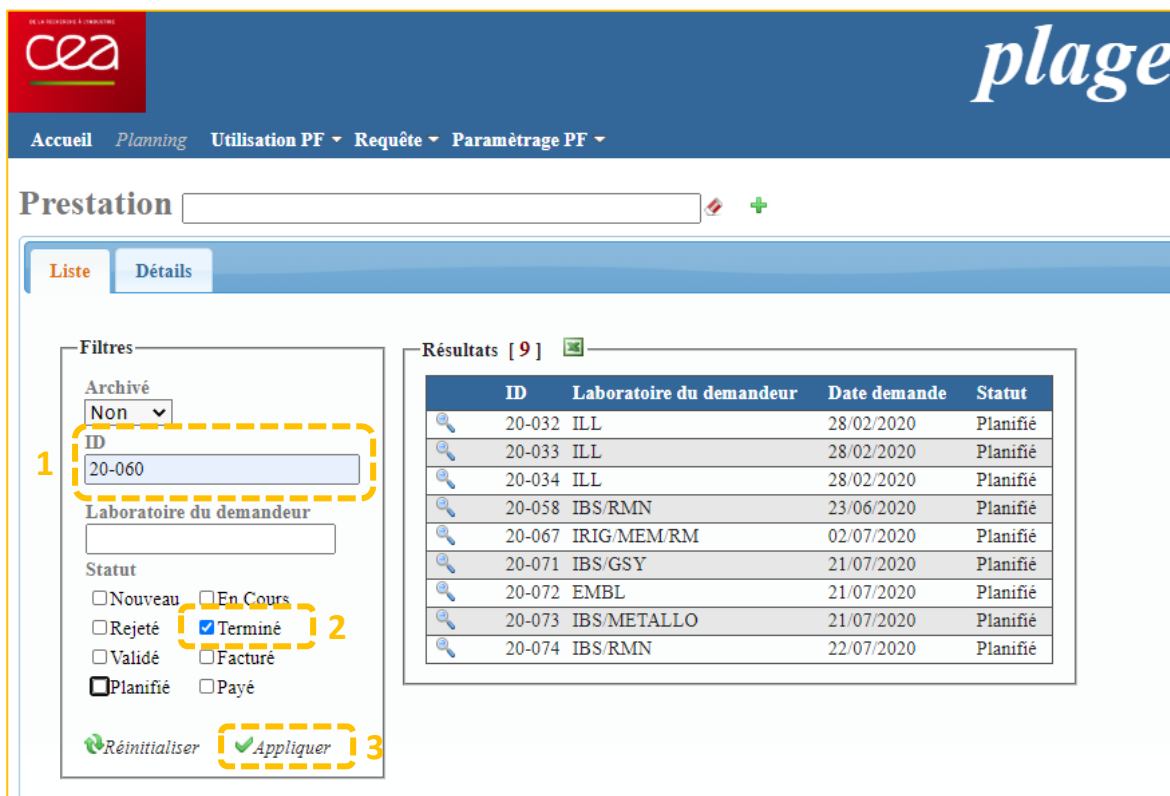
Once you are logged in (indicated by your name displayed on the upper right side of the page), check you are on the right PF page. Then select the menu **Utilisation PF** and the submenu **Prestation** :



3. Access to YOUR analysis:

In the "Filtres" insert :

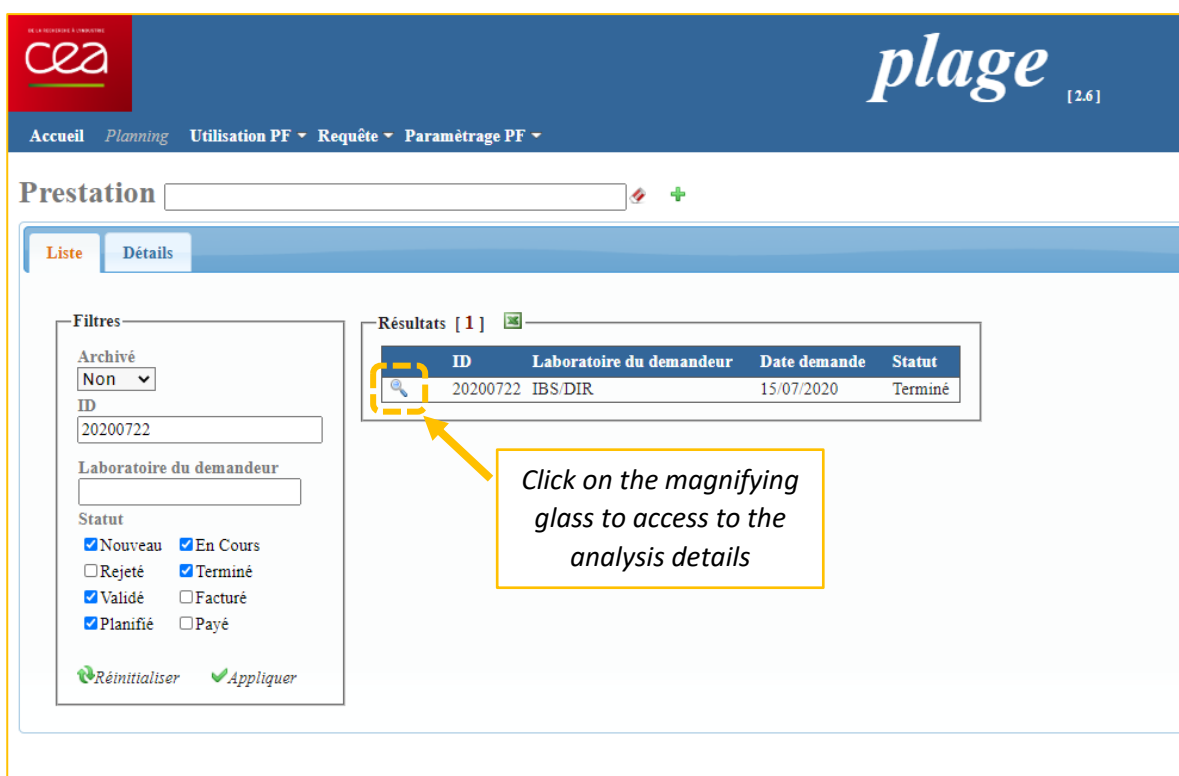
1. Complete the ID field with the **analysis ID** indicated in the email you received from PLAGE
2. Check the "Terminé" status
3. Click on the "Appliquer" button



The screenshot shows the PLAGE web interface with the following elements:

- Navigation:** Accueil, Planning, Utilisation PF, Requête, Paramétrage PF.
- Search Bar:** Prestation []
- Filters (Filtres):**
 - Archivé: Non
 - ID: 20-060 (highlighted with a dashed yellow box and '1')
 - Laboratoire du demandeur: []
 - Statut:
 - Nouveau
 - Rejeté
 - Terminé (highlighted with a dashed yellow box and '2')
 - Validé
 - Planifié
 - En Cours
 - Facturé
 - Payé
- Buttons:** Réinitialiser, Appliquer (highlighted with a dashed yellow box and '3')
- Results (Résultats [9]):**

ID	Laboratoire du demandeur	Date demande	Statut
20-032	ILL	28/02/2020	Planifié
20-033	ILL	28/02/2020	Planifié
20-034	ILL	28/02/2020	Planifié
20-058	IBS/RMN	23/06/2020	Planifié
20-067	IRIG/MEM/RM	02/07/2020	Planifié
20-071	IBS/GSY	21/07/2020	Planifié
20-072	EMBL	21/07/2020	Planifié
20-073	IBS/METALLO	21/07/2020	Planifié
20-074	IBS/RMN	22/07/2020	Planifié





The screenshot shows the PLAGE web interface with the following elements:

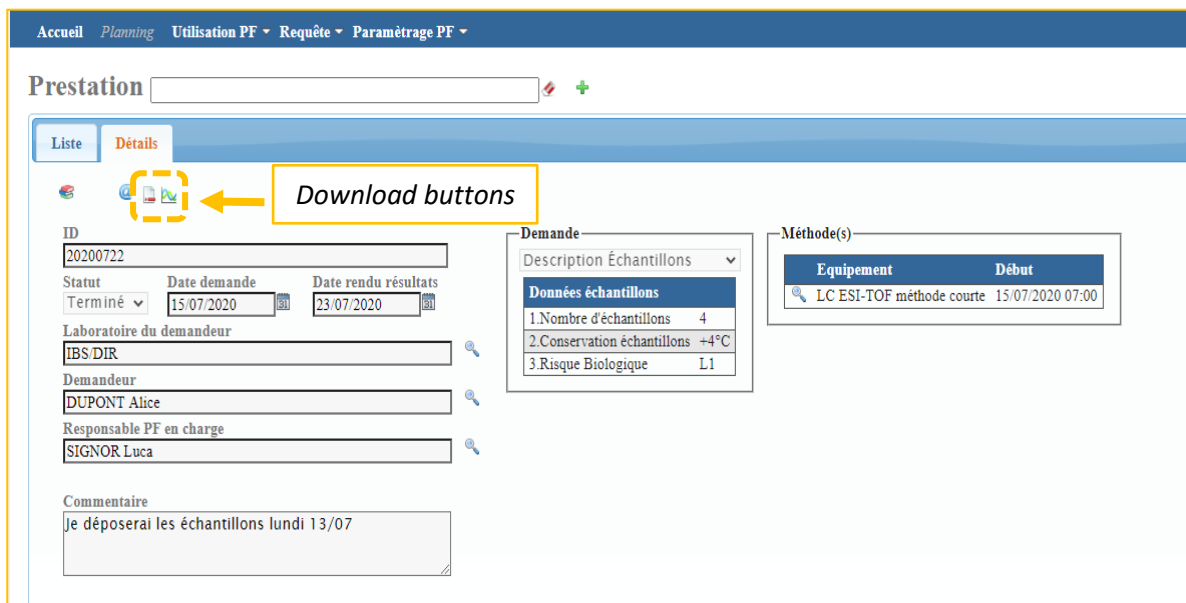
- Navigation:** Accueil, Planning, Utilisation PF, Requête, Paramétrage PF.
- Search Bar:** Prestation []
- Filters (Filtres):**
 - Archivé: Non
 - ID: 20200722
 - Laboratoire du demandeur: []
 - Statut:
 - Nouveau
 - Rejeté
 - Validé
 - Planifié
 - En Cours
 - Terminé
 - Facturé
 - Payé
- Buttons:** Réinitialiser, Appliquer
- Results (Résultats [1]):**

ID	Laboratoire du demandeur	Date demande	Statut
20200722	IBS/DIR	15/07/2020	Terminé

A callout box with an arrow points to the magnifying glass icon on the first result row, containing the text: "Click on the magnifying glass to access to the analysis details".

4. Access to your report:

In this sheet you'll find all the details of your demand and you'll be able to download the **analysis demand / sample sheet** by clicking on this button  and/or the **analysis report** by clicking on this one 



The screenshot shows the 'Détails' view of a demand in the software. A yellow box labeled 'Download buttons' points to two icons: a document with a download arrow and a line graph with a download arrow. The demand details are as follows:

Demande		
Description	Échantillons	
Données échantillons		
1. Nombre d'échantillons	4	
2. Conservation échantillons	+4°C	
3. Risque Biologique	L1	

Méthode(s)	
Équipement	Début
LC ESI-TOF méthode courte	15/07/2020 07:00

Other fields visible in the screenshot include: ID (20200722), Statut (Terminé), Date demande (15/07/2020), Date rendu résultats (23/07/2020), Laboratoire du demandeur (IBS DIR), Demandeur (DUPONT Alice), Responsable PF en charge (SIGNOR Luca), and Commentaire (Je déposerai les échantillons lundi 13/07).